



VESDA[®] PIPE & FITTINGS

FEATURES

- UL1887 Listed for use in Plenum Rated Areas
- An integrated CPVC Pipe & Fittings package designed for use with VESDA Aspirating Smoke Detection Systems
- Simplifies the selection of Pipe & Fittings to ensure the correct product is installed
- Simplifies specifiers' and installers' task and saves time and money
- Pre-labeled Pipes in accordance with NFPA Standards

Reliable smoke detection systems are dependent on a network of specialty piping that constantly and efficiently carry air samples from protected zones to highly sensitive detectors.

VESDA Pipe and Fittings are part of an integrated system manufactured from specialty plastics designed for use with most aspirating smoke detection systems the VESDA[®] LaserPLUS system in particular.

The Concept

The quality of VESDA pipe has been specifically chosen to surpass the requirements for most systems and aims to provide:

- A "one-stop" shopping for detector, pipe and fittings - thus saving procurement time and costs
- An easy and professional installation
- A competitive solution, including a Fast-Track ordering and delivery service
- Committed customer service with full technical advice and support on design and installation
- Design verification using the very latest

Windows[™] ASPIRE[™] Pipe Modeling software

- Commissioning, advice, service, and system performance testing

The VESDA pipe range is based on pipework of a standard inside diameter (ID) of 3/4".


VESDA aspirating smoke detection is an early warning system that detects fire in the incipient stages - before flames are visible - by detecting the products of pre-combustion in the air around the area about to ignite.

VESDA Laser family is the result of extensive research and development. Using unique detection principles, the detector provides a sensitivity range of 0.0015 to 6% obscuration/ft. It detects fire at the earliest possible stage and reliably measures very low to extremely high concentrations of smoke.

The VESDA system samples air from a fire zone for the presence of smoke. The air sampling system makes this possible by providing the means for transporting air from a fire zone to the detector.

The air sampling system is active, continuously drawing in air samples by means of an integral pump. It does not rely on air or heat currents in the vicinity of the detector transporting the smoke particles to the detector. The VESDA system can function effectively in all kinds of environment from high air flows to still air.

The network of sampling pipes to the detector is the key element in the performance of the detection system.



VESDA® Aspirating Smoke Detection Sampling

Air Sampling

Three basic sampling methods can be used in a VESDA system installation:

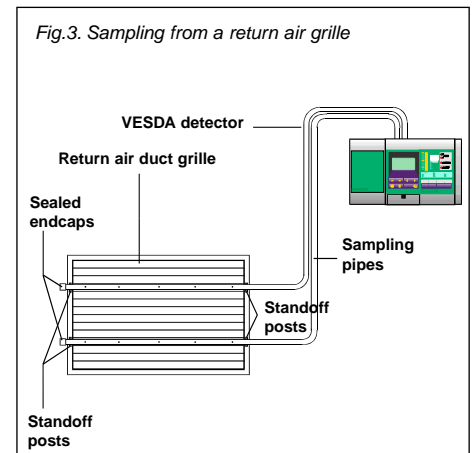
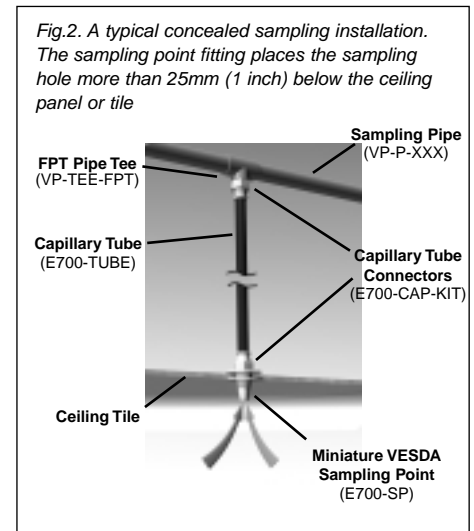
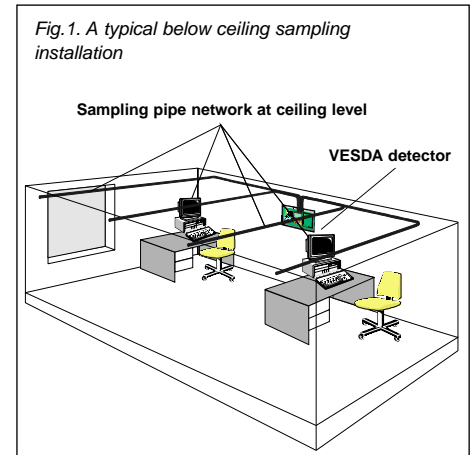
1. Standard pipe sampling systems (below ceiling; in ceiling or floor void)
2. Capillary tube sampling (concealed; above ceiling; within cabinets)
3. Return air sampling (within duct; return air grille)

While each sampling method is suited to specific applications, more than one method is often effectively employed to monitor a fire zone. In some applications - particularly those in which there is movement of high volumes of air – the most effective sampling network generally combines two methods to provide maximum coverage to a zone under all operating conditions.





System Description

VESDA piping systems are produced from specialty thermoplastics that offer unique benefits. Piping systems are lightweight, and assembled easily in the field using inexpensive tools. The one-step solvent cement joining process ensures fast reliable connections. In addition to ease of installation, this unique piping system offers enhanced flow characteristics and exceptional fire performance properties.

The complete system includes all of the components necessary to install and test the system. This includes: pipe, a comprehensive range of fittings, capillary tube, a variety of sample point configurations, and sampling point labels.



Pipe & Fittings Ordering Information



Part Numbers For System Components

1	VP-P-210	Pipe - 3/4" (210 ft. kit)
	VP-P-420	Pipe - 3/4" (420 ft. kit)
2	VP-COUP	Couplings - 3/4", 15 per box
3	VP-ELB-45	45° Elbow - 3/4", 10 per box
4	VP-ELB-90	90° Elbow - 3/4", 20 per box
	E700-SP	Miniature Sample Point
5	E700-TUBE	Capillary Tube 3/16" internal diameter
	E700-CAP-KIT	Connector Kits
6	VP-UNION	Unions - 3/4", 10 per box
7	VP-TEE	Tee - 3/4", 15 per box
8	VP-EC	End Cap - 3/4", 25 per box
	VP-TEE-FPT	Tee - 3/4" X 3/4" X 1/2" FPT, 10 per box
	VP-CUTTERS	Pipe Cutters
	VP-CEMENT	Solvent Cement, One pint
	E700-SP-DCL-PNT	Sampling Point Label, 50 per roll
	E700-SP-DCL	Sampling Point Label, wrap around style, 200 per roll
	E700-SPLR	Sampling Point Label, red, 12 per sheet
	E700-SPLG	Sampling Point Label, grey, 12 per sheet
	E700-SP-DCL-PIPE*	Pipe Label, 35 per roll


* Required when using sampling pipe other than VESDA Pipe

New

Flat Sampling Point Kit

The VP-FSPK is a kit comprised of a flush sample point (3.25" flat white plastic disk) with the VESDA sample point label attached and mating connector, 2 meters of 8 mm (OD) capillary tubing, trunk adapter and two 3/4" pipe adapters.

VP-FSPK is primarily suited for blind installations where after installation the sampling pipe work is not easily accessible. In applications where longer capillary drop are required a 90' roll of capillary tubing is available under P/N VP-5MCT (not shown).



VP-FSPK - Flat Sampling Point Kit

Technical Information – Air Sampling Pipe Systems

VESDA Pipe Dimensions			
Inches (millimeters)			
Nominal Size	Average OD	Average ID	Pounds Per Feet
3/4" (20)	1.050" (26.7)	0.874" (22.5)	0.168

Dimensions

VESDA Pipe systems are produced in 3/4" iron pipe size (IPS) pipe dimensions per ASTM F442. This provides piping with unique flow characteristics and exceptionally smooth interior walls, greatly enhancing system performance.

Operating Temperature Range

VESDA Pipe and Fittings are suitable for a wide range of operating temperatures from 0°F to 200°F. Although tough and durable, care should be exercised in extremely cold environments to avoid unnecessary rough handling or other forms of mechanical damage.

Physical Properties

CPVC is a unique polymer with many beneficial properties. When produced into pipe form, this product exhibits qualities that are extremely advantageous for use in air sampling applications. It is light in weight, exhibits excellent physical, mechanical, and chemical/corrosion resistance properties, and offers exceptional fire performance.

Fire Resistance		
Flammability Rating	V-O	UL 94 Flame Retardant
Limiting Oxygen Index	60	ASTM D2863
Flame Spread	0	ULC
Smoke Generation	0-25	ULC
Flame Travel	4	UL 1887
Optical Density	0.19 peak 0.03 Avg.	UL 1887
Heat of Combustion	7,700 BTUs/lb.	

Physical	ASTM	
Cell Classification	23447	D1784
Specific Gravity	1.55	D792
Tensile Strength	8400 psi	D638
Modulus of Elasticity	4.23 x 10 ⁻⁵	D638
Compressive Strength	9600 psi	D695
Izod Impact	3.0	D256A
Coefficient of Linear Expansion	3.4 x 10 ⁻⁵	D696
Temperature Limit	0 – 200°F	
Electrical Conductivity	Non Conductor	



The Americas
 Vision Systems
 700 Longwater Drive, Norwell, MA 02061, USA
 Ph 781 740 2223, Toll Free 800 229 4434